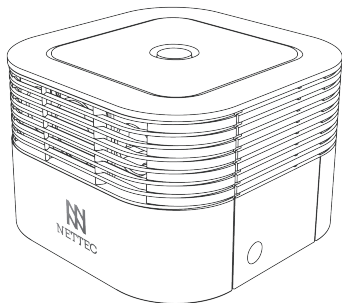




Air Car - Vehicle Air Purifier

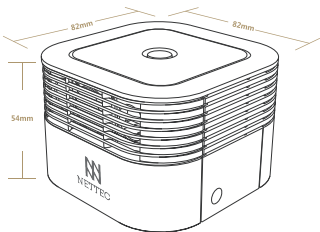
(Product Specifications)




1

Product Introduction

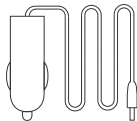
01 Product Sketch (Unit: mm)



02 Product accessories



Cleaning brush



charger

(Pictures are for reference only)

2

Features instruction

01 Operating principles

The product uses high-pressure silent corona discharge, along with a titanium dust collecting duct, to produce photocatalytic reaction, so that the cylindrical electrode opening will naturally release highly concentrated negative ions and the proper amount of ozone, and form a breeze automatically to improve air quality.

02 Featured characteristics

- Highly concentrated negative ions and trace ozone can activate a large area of air, sterilize ozone, decompose formaldehyde, and remove smoke and dust rapidly.
 - No fan or motor, ultra-quiet, no noise during use.
 - Dust collected by titanium tubes, easy to clean, no need for replacement, and long service life.
 - Low power consumption - 4W power consumption, one month (8H / day) normal power consumption <1 kWh.
 - Extremely low electromagnetic waves, no interference with automobiles, mobile phones, or electronic equipment.
-

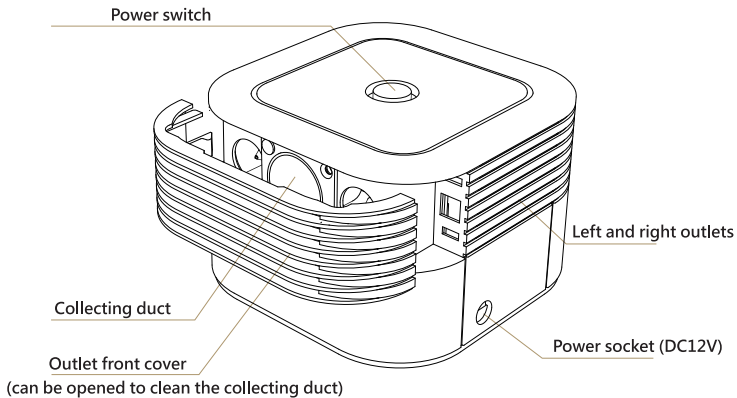
03 Product specifications

- Power supply: DC12V
 - Dimensions: 82 * 82 * 54mm
 - The amount of negative ions :> 4.8 million / Ions (15cm from the outlet)
 - Power consumption: 4W
 - Weight: 230g
-

3

Operating Instructions and Cleaning

01 Appearance Description



02 Operating Instructions

- Level the machine. Put the outlet toward the space needed to be cleaned and make sure there are no barriers on both sides of the outlet in 20mm range. Connect the power and tap the power switch. The indicator light will come on and the machine will start working.
 - Tap the power switch again. The light will go out and the machine will stop working
-

03 Cleaning and maintenance

- Be sure to turn off the power before cleaning the machine!
- Open the front outlet cover and use a supplied titanium tube cleaning brush to clean the dust. Cleaning once every three months is recommended. The frequency can be increased in dustier environments.
- Close the front cover when cleaning is completed.

4 Prohibitions

- Before using the product, please make sure the power supply output voltage is DC12V, current 1A.
- Do not use corrosive chemicals or spices to clean the surface of the machine.
- Never cover the inlets or outlet with objects.
- Do not turn on the machine directly when the working environment is under high temperatures (40°C and up) or low temperatures (-20°C or less)
- Never open the outlet cover with the power on; never use this product upside down.
- Never use this product in a bathroom. Never use it somewhere close to flammable or explosive materials.
- Do not plug in the power supply with wet hands or touch or block the outlet cover.
- Do not place the product outlet close to the nose and mouth area while using.

★ **Be sure to follow the above rules to avoid accidents or injury.**

5 FAQs

- An internal blue light is a normal phenomenon.
- If there is a slight noise when the product is working, please disconnect the power and clean up the collected duct and dust inside the pipe.
- There is slight friction when placing the front outlet cover. Please turn the cover 180 degrees to load it.

6

Reminder

- If there is a machine breakdown while complying with all this manual's precautions and under normal operating conditions, the Company will take the responsibility to repair the product with a one-year warranty.
- Users are responsible for all repair delivery charges, both ways.
- The following conditions are not covered by the warranty:
 - A. Machine breakdown due to use a power supply other than the one original offered.
 - B. Under normal breakdown, but the broken machine was not provided by the user.
 - C. Machine breakdown due to being placed near a heater or in a very hot place.
 - D. Machine breakdown due to floods, earthquakes, fires or other natural disasters.
 - E. Machine breakdown due to inappropriate maintenance, an alteration, or a voltage that is not normal.
 - F. Machine accessories.

***If there is a product breakdown under normal conditions, please send this warranty card together with the merchandise to the dealers.**

7

Manufacturer information

Manufacturer: Hong Shuo Technology Co., Ltd.

Tel: + 886-2-2267-1177

Address: 7F, No.97, Zhongcheng Rd, Tucheng Dist., New Taipei City 236, Taiwan

Customer Service Mailbox: service@hstgroup.com.tw

www.nettec.com.tw

**Air Car
Product
Warranty
Card**

Repair and replacement will be conducted in accordance with the warranty card regulations (self-deliver repair)

Warranty: one year from the date of purchase.

Date of purchase: Date

Customer Name:

Address:

Phone:

Dealer:

Address:

Phone:

[Dealer stamp] _____